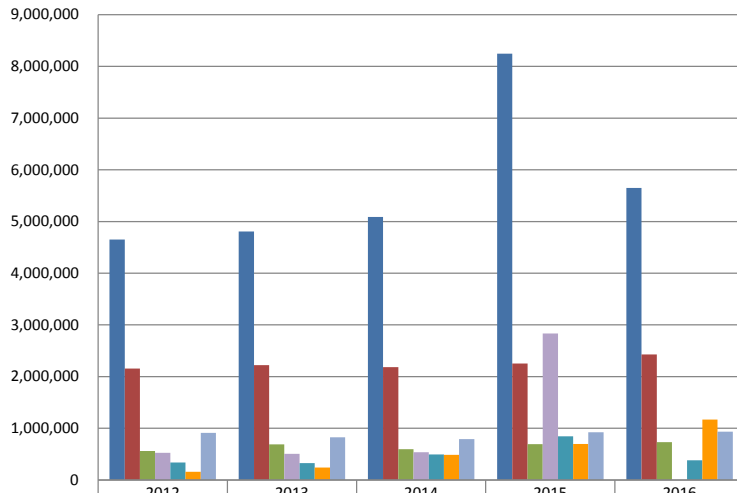
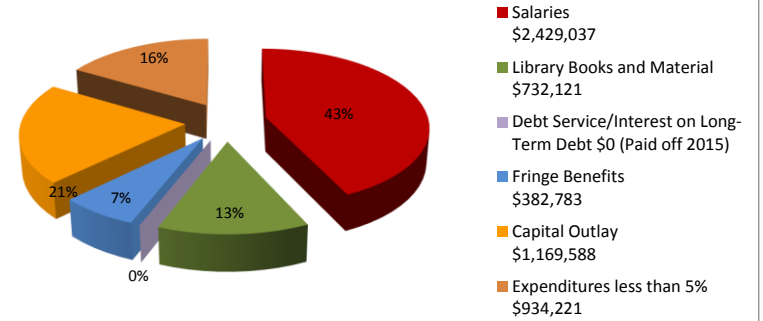


Canton Public Library Expenditures

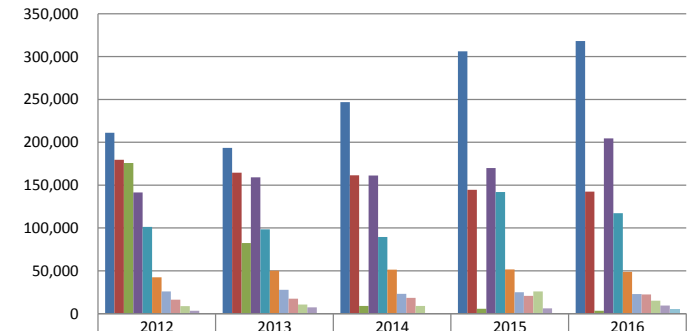


	2012	2013	2014	2015	2016
TOTAL EXPENDITURES:	4,649,099	4,808,894	5,089,476	8,246,353	5,647,750
Salaries	2,154,548	2,219,956	2,182,421	2,253,523	2,429,037
Library Books and Materials	561,724	688,238	596,692	691,743	732,121
Debt Service/Interest on Long-Term Debt (Paid off 2015)	526,419	504,994	539,073	2,835,623	0
Fringe Benefits	339,002	328,676	496,043	844,543	382,783
Capital Outlay	157,579	240,346	485,868	698,794	1,169,588
Expenditures less than 5%	909,827	826,684	789,379	922,127	934,221

2016 Expenditures



Expenditures Less Than 5% by Category



	2012	2013	2014	2015	2016
Professional and Contractual Services	211,249	193,603	246,918	306,128	318,323
Utilities	179,697	164,641	161,598	144,632	142,555
Property Tax Refunded to Taxpayers	175,985	82,477	9,082	5,737	3,410
Building Maint & Improvements	141,476	159,164	161,175	170,076	204,567
Supplies	101,173	98,442	89,466	141,981	117,236
Insurance and Bonds	42,372	50,134	51,519	51,625	48,766
Communications	26,110	27,871	23,143	25,143	22,921
Rentals	16,287	17,467	18,384	20,777	22,418
Printing and publishing	8,932	10,627	9,066	26,087	15,092
Community Relations	3,458	7,512	0	6,252	9,606
Endowment Transfers	0	0	0	0	4,983

* Revenue and Expenditures on graphs are from the annual financial reports as audited by Plante Moran