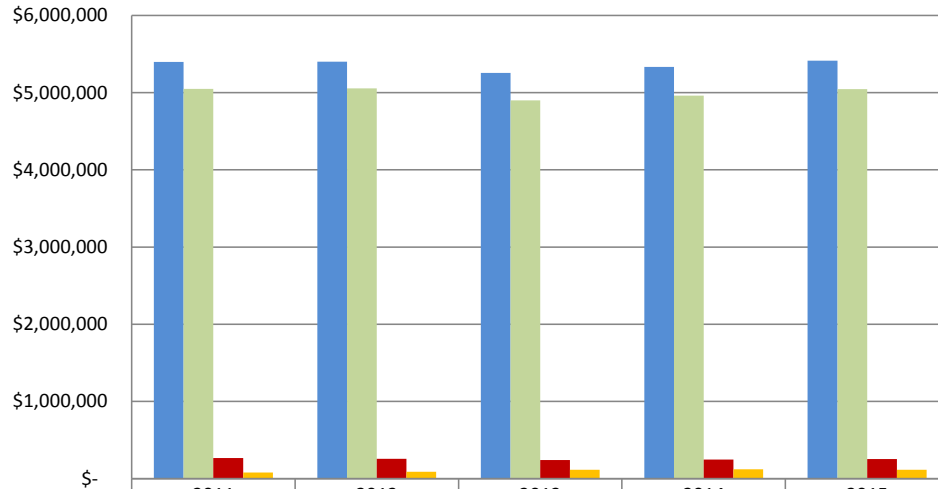


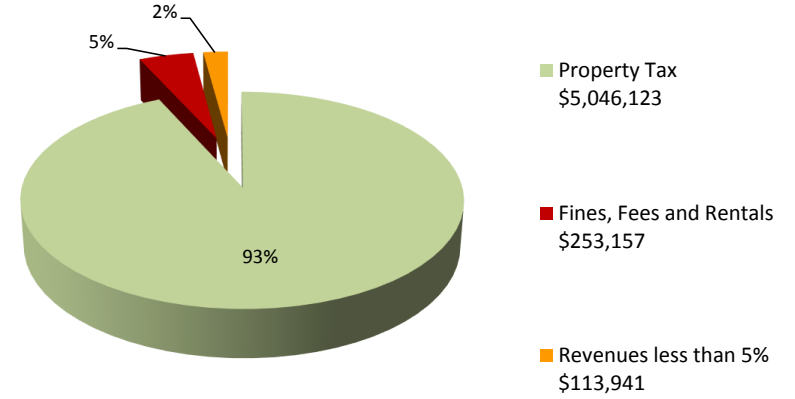
Canton Public Library Revenue

(The majority of the library revenue comes from property taxes. Revenue of less than 5% of the total budget is highlighted in the graph below)

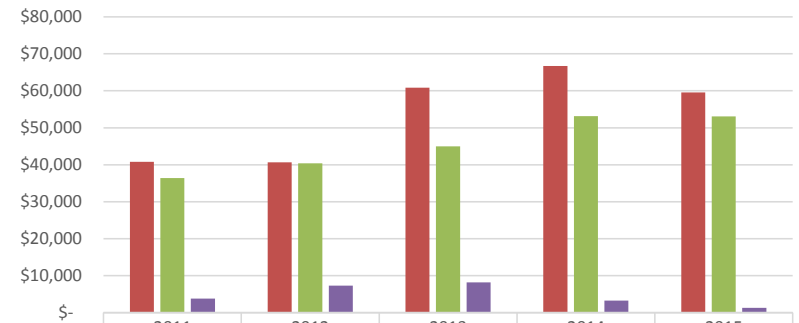


	2011	2012	2013	2014	2015
■ TOTAL REVENUE	\$5,397,178	\$5,400,990	\$5,256,156	\$5,332,810	\$5,413,221
■ Property Tax	\$5,048,190	\$5,054,411	\$4,899,602	\$4,963,075	\$5,046,123
■ Fines, Fees and Rentals	\$267,980	\$258,251	\$242,496	\$246,606	\$253,157
■ Revenues less than 5%	\$81,008	\$88,328	\$114,058	\$123,129	\$113,941

2015 Revenue



Revenue Less Than 5% by Category



	2011	2012	2013	2014	2015
■ Contributions and Donations	\$40,816	\$40,642	\$60,860	\$66,743	\$59,552
■ State Aid	\$36,373	\$40,383	\$45,001	\$53,147	\$53,097
■ Interest on Investments	\$3,819	\$7,303	\$8,197	\$3,239	\$1,292

* Revenue and Expenditures on graphs are from the annual financial reports as audited by Plante Moran