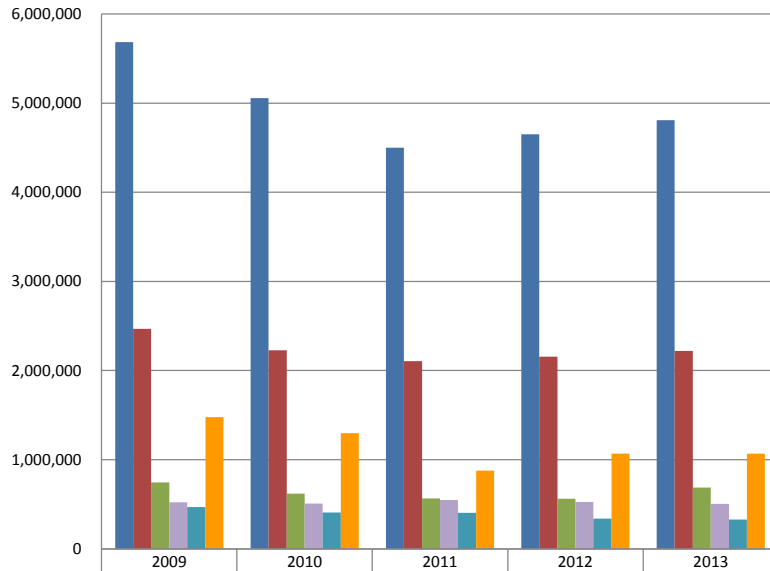
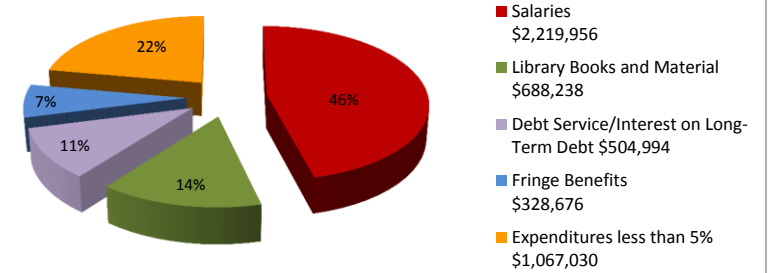


Canton Public Library Expenditures

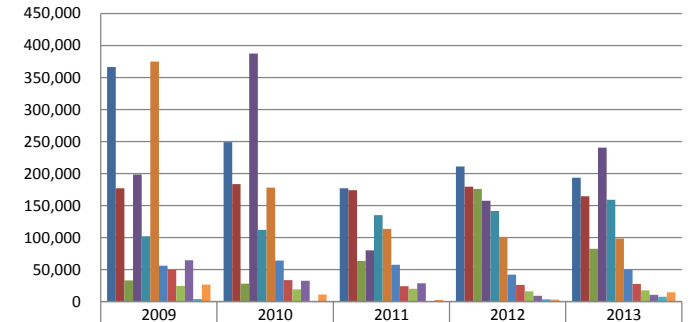


	2009	2010	2011	2012	2013
■ TOTAL EXPENDITURES:	5,684,764	5,057,490	4,499,482	4,649,099	4,808,894
■ Salaries	2,467,713	2,226,024	2,105,254	2,154,548	2,219,956
■ Library Books and Materials	744,661	617,918	567,209	561,724	688,238
■ Debt Service/Interest on Long-Term Debt	523,792	507,419	546,219	526,419	504,994
■ Fringe Benefits	470,074	407,949	402,764	339,002	328,676
■ Expenditures less than 5%	1,478,524	1,298,180	878,036	1,067,406	1,067,030

2013 Expenditure



Expenditures Less Than 5% by Category



	2009	2010	2011	2012	2013
■ Professional and Contractual Services	366,323	248,914	176,891	211,249	193,603
■ Utilities	177,000	183,302	174,160	179,697	164,641
■ Property Tax Refunded to Taxpayers	33,287	28,066	63,825	175,985	82,477
■ Capital Outlay	198,543	387,358	80,136	157,579	240,346
■ Building Maint & Improvements	102,038	112,323	134,942	141,476	159,164
■ Supplies	375,083	177,804	113,619	101,173	98,442
■ Insurance and Bonds	56,133	63,938	57,565	42,372	50,134
■ Communications	49,830	33,392	24,259	26,110	27,871
■ Rentals	24,759	19,245	20,075	16,287	17,467
■ Printing and publishing	64,444	32,748	28,798	8,932	10,627
■ Community Relations	4,285	0	864	3,458	7,512
■ Conferences, Workshops and Travel	26,799	11,090	2,902	3,088	14,746

* Revenue and Expenditures on graphs are from the annual financial reports as audited by Plante Moran